

# 1125 SERIES HAND CRANK & MOTOR DRIVEN HOSE REELS



1125-E Series with optional 4-way roller bracket

1125 Series

**COXREELS®** 1125 Series hand crank and motorized hose reels have the features demanded by industry professionals. The industry preferred design features a sturdy one piece all welded "A" frame base, low profile outlet riser and open drum slot design provides a non-crimping, flat smooth hose wrap.

## 1125 SERIES MODELS - ALL REELS SUPPLIED LESS HOSE

MODEL	STANDARD CAP			OPTIONAL CAP. Reducer required			INLET SWIVEL & OUTLET RISER mm	BAR	MODEL	HP BAR	Kg.	SIZE INDEX
	I.D. mm	O.D. mm	LENGTH m	I.D. mm	O.D. mm	LENGTH m						
	<b>1125-4-100</b>	13	22	30	10	19						
<b>1125-4-200</b>	13	22	61	10	19	91	13 F NPT	207	<b>HP1125-4-200</b>	345	18	<b>2</b>
<b>1125-4-325</b>	13	22	99	10	19	137	13 F NPT	207	<b>HP1125-4-325</b>	345	22	<b>3</b>
<b>1125-4-450</b>	13	22	137	10	19	191	13 F NPT	207	<b>HP1125-4-450</b>	345	24	<b>4</b>
<b>1125-4-500</b>	13	22	152	10	19	213	13 F NPT	207	<b>HP1125-4-500</b>	345	26	<b>5</b>
<b>1125-5-50</b>	19	32	15	13	22	30	19 F NPT	207	<b>HP1125-5-50</b>	310	17	<b>6</b>
<b>1125-5-100</b>	19	32	30	13	22	61	19 F NPT	207	<b>HP1125-5-100</b>	310	19	<b>7</b>
<b>1125-5-175</b>	19	32	53	13	22	99	19 F NPT	207	<b>HP1125-5-175</b>	310	23	<b>8</b>
<b>1125-5-200</b>	19	32	61	13	22	137	19 F NPT	207	<b>HP1125-5-200</b>	310	25	<b>9</b>
<b>1125-5-250</b>	19	32	76	13	22	152	19 F NPT	207	<b>HP1125-5-250</b>	310	27	<b>10</b>
<b>1125-6-35</b>	25	36	11	19	32	15	25 F NPT	207	-	-	23	<b>11</b>
<b>1125-6-50</b>	25	36	15	19	32	23	25 F NPT	207	-	-	25	<b>12</b>
<b>1125-6-75</b>	25	36	23	19	32	37	25 F NPT	207	-	-	28	<b>13</b>
<b>1125-6-100</b>	25	36	30	19	32	46	25 F NPT	207	-	-	31	<b>14</b>

### 1125 SERIES :: REEL SPECIFICATIONS

#### SWIVEL

- External fluid path with machined from solid brass 90° full-flow NPT swivel inlet (Nickel plated steel swivel on 25 mm models)
- Swivel Seals: NITRILE (AFLAS on 25 mm models)
- External fluid path with electroless nickel plated steel 90° full-flow NPT swivel inlet (On high pressure HP prefix models)
- Swivel Seals: AFLAS (On high pressure HP prefix models)

#### DESIGN & STRUCTURE

- All welded steel "A" frame construction for superior reel structure
- Exclusive low profile outlet riser & open drum slot design for flat smooth hose wrap
- Permanently lubricated self-aligning pillow block bearings for trouble-free & smooth rotation
- Adjustable tension brake to prevent "free-wheeling" during operation
- Long-handled locking pin to secure reel from rotation during transport or storage

#### RETRACTION

- Reliable direct gear drive on motor driven models providing quiet & smooth retraction - **NO CHAIN**
- Solid steel direct hand crank with smooth round handle
- See Motor Options Chart

#### SIGNATURE FEATURES

- Professional grade heavy duty steel construction
- Durable proprietary CPC™ powder coat process
- Rolled edges & ribbed discs provide strength & safety
- Leading 2-year manufacturer's limited warranty
- Made in the U.S.A. - Sold & Supported Worldwide

#### POSSIBLE FIELDS OF APPLICATION

- Industrial Plant & Ground Maintenance
- Fire Suppression
- Farming
- Construction Sites
- Landscape
- Pest & Weed Control
- Golf Course Maintenance
- Air Compressor
- Washdown
- High-Flow Watering
- Hydro Seeding
- Pressure Washing
- Agricultural Spraying
- Chemical Fluid Transfer

#### ACCESSORIZE YOUR REEL :: PG 50

- O-Rings & Swivels
- Roller Brackets
- Stacking Brackets
- Hoses
- Assorted Reel Accessories



#### MOTOR OPTIONS

When ordering, suffix the model number with selection below. NOTE: Add 2 Kg. to ship weight if reel is crated

SUFFIX	TYPE	DESCRIPTION	ADD ON APRX. Kg*
<b>A</b>	AIR - #4 GAST	COMP. AIR MOTOR	4
<b>AB</b>	AIR - #6 GAST	COMP. AIR MOTOR	4
<b>E</b>	ELEC. - 12V DC	1/3 HP REV. REV. TYPE	6
<b>EF</b>	ELEC. - 24V DC	1/3 HP REV. REV. TYPE	6
<b>EB</b>	ELEC. - 24V DC	1/2 HP REV. REV. TYPE	12
<b>ED</b>	ELEC. - EXPL. PRF. - 12V DC	1/2 HP REV. REV. TYPE	12
<b>EA</b>	ELEC. - EXPL. PRF. - 115V	1/2 HP REV. AC REV. TYPE	12
<b>H</b>	HYDRAULIC	END PORTED 9/16-18 UNF REV.	3
<b>C*</b>	FRONT HAND CRANK	BEVEL GEARED CRANK	1

\*Not available on 25 mm models, please refer to the 1175 series on the next page

#### REEL DIMENSIONS

Technical Data Sheets Available On Website

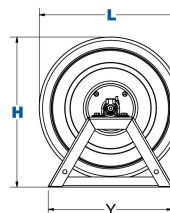
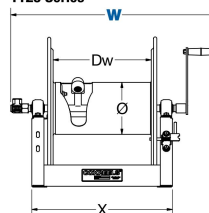
SIZE INDEX	W mm			H mm		L mm	X mm	Y mm		Ø mm	Dw mm
	CRANK	ELEC.	AIR / HYD.	CRANK	ELEC.			CRANK	ELEC.		
<b>1</b>	495	502	432	476	489	448	289	391	406	159	152
<b>2</b>	648	654	584	476	489	448	441	391	406	159	305
<b>3</b>	800	806	737	476	489	448	594	391	406	159	457
<b>4</b>	953	959	889	476	489	448	746	391	406	159	610
<b>5</b>	1054	1060	991	476	489	448	848	391	406	159	711
<b>6</b>	527	508	441	476	489	448	289	391	406	159	152
<b>7</b>	679	660	594	476	489	448	441	391	406	159	305
<b>8</b>	832	813	746	476	489	448	594	391	406	159	457
<b>9</b>	984	965	899	476	489	448	746	391	406	159	610
<b>10</b>	1086	1067	1000	476	489	448	848	391	406	159	711
<b>11</b>	660	606	565	470	486	448	378	391	406	210	241
<b>12</b>	813	759	718	470	486	448	530	391	406	210	394
<b>13</b>	978	924	883	470	486	448	695	391	406	210	559
<b>14</b>	1130	1076	1035	470	486	448	848	391	406	210	711

Overall Dimensions

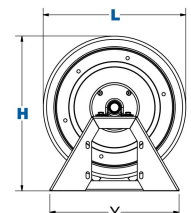
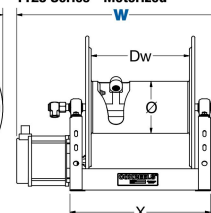
Base

Drum

1125 Series







1125 Series - Motorized



# ACCESSORIES *HAND CRANK & MOTORIZED REELS*



## ROLLER BRACKETS

### 4-WAY ROLLER BRACKETS

	PART NO.	AVAILABLE FOR SERIES				
		1125	1175	1185	1195	1275
 <p><b>Top Rewind</b> 4-way enclosed pinch-proof stainless steel rollers are 25 mm in diameter supported by powder coated steel brackets. Specify drum width. Weight: 4.5 Kg.</p>	<b>15353*</b>	•				•
	<b>15355*</b> 1275W-C					•
	<b>15357*</b>		•			
	<b>15368*</b> 711 mm disc size				•	
	<b>15368-1*</b> 813 mm disc size				•	
	<b>15369*</b> 610 mm disc size			•		
 <p><b>Top Rewind CEILING MOUNT APPLICATIONS</b> 4-way enclosed pinch-proof stainless steel rollers are 25 mm in diameter supported by powder coated steel brackets. Specify ceiling mount &amp; specify drum width. Weight: 4.5 Kg.</p>	<b>15358*</b>	•				•
	<b>15356*</b>		•			
 <p><b>Bottom Rewind</b> 4-way enclosed pinch-proof stainless steel rollers are 25 mm in diameter supported by powder coated steel brackets. Specify drum width. Weight: 4.5 Kg.</p>	<b>15354*</b>	•				•
	<b>15037*</b>		•			
	<b>15370-1*</b>			•		
 <p><b>Top Rewind Extension</b> 4-way enclosed pinch-proof stainless steel rollers are 25 mm in diameter supported by powder coated steel brackets. Specify drum width. Weight: 4.5 Kg.</p>	<b>15353-P*</b>	•				


\*Take the drum width dimension, convert to inches & add as the suffix to the part number  
EXAMPLE: An 1125-4-200 reel drum width is 12" (305 mm). Order part number: 15353-12

### 3-WAY ROLLER BRACKET ASSEMBLIES

	PART NO.	AVAILABLE FOR SERIES			
		1125	1175	1185	1275
 <p><b>Top Rewind</b> 3-way open spool roller assembly with 38 mm chrome-plated machined steel spools and 38 mm stainless steel tubing bottom roller and powder coated steel brackets. Specify drum width. Weight: 6 Kg.</p>	<b>15359*</b>	•			•
	<b>15360*</b> 610 mm disc size		•		•
	<b>15361*</b> 711 mm disc size				•
 <p><b>Bottom Rewind</b> 3-way open spool roller assembly with 38 mm chrome-plated machined steel spools and 38 mm stainless steel tubing bottom roller and powder coated steel brackets. Specify drum width. Weight: 6 Kg.</p>	<b>15362*</b>	•			•
	<b>15363*</b> 610 mm disc size		•		•
	<b>15364*</b> 711 mm disc size				•




\*Take the drum width dimension, convert to inches & add as the suffix to the part number  
EXAMPLE: An 1125-4-200 reel drum width is 12" (305 mm). Order part number: 15353-12

### 1125 SERIES STACKING BRACKET

	PART NO.	AVAILABLE FOR SERIES	
		1125	1125WCL
 <p><b>Top Rewind</b> Stack your 1125 Series reels for double the storage in the same work area. Powder coated crinkle black, steel construction. Weight 3 Kg.</p>	<b>7480</b>	•	•

\*Take the drum width dimension, convert to inches & add as the suffix to the part number  
EXAMPLE: An 1125-4-200 reel drum width is 12" (305 mm). Order part number: 15353-12

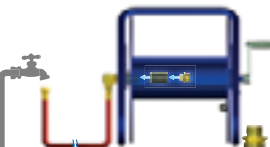
### HOSE GUIDES

	PART NO.	AVAILABLE FOR SERIES		
		1125	1175	1185
 <p><b>Pivoting Hose Guide</b> Heavy gauge powder coated steel arm &amp; pivot mount w/5 locking positions. Stainless steel enclosed 4-way roller system and zinc plated axle for non-corrosive performance. Specify drum width. (For motor options E &amp; ED only). Weight: 8 Kg.</p>	<b>15732</b> Bottom Return	•		
	<b>15733</b> Top Return	•		
 <p><b>Pivoting Hose Guide HD</b> Heavy gauge powder coated steel arm &amp; pivot mount w/ 5 locking positions. Large 25 mm diameter pivot shaft. Sealed precision bearings support pivot shaft &amp; chrome-plated billet aluminum guide rollers. Specify drum width. (For motor options E &amp; ED only). Weight: 8 Kg</p>	<b>15728</b> Bottom Return		•	•
	<b>15729</b> Top Return		•	
	<b>15730</b> Top Return			•
 <p><b>Sliding Hose Guide</b> 4-way, solid black delrin roller assembly, smooth tapered handle, non-corrosive zinc plated solid rods, heavy gauge "CPC" powder coated steel framing, specify drum width. Weight: 4 Kg.</p>	<b>15734</b>	•		

### MODEL UPGRADES & ADDITIONS

	PART NO.	AVAILABLE FOR SERIES				
		1125	1175	1185	1195	1275
 <p><b>Spring Loaded Lock Pin</b> The spring-loaded lock pin assembly is designed to lock and secure the reel, even in mobile conditions over rough terrain</p>	<b>20843</b>	•	•	•	•	•
	<b>7406</b>	•				
 <p><b>Gear Guards</b> Guards beveled gears or chain and sprocket from dirt and foreign matter, while also protecting operator from injury.</p>	<b>7700</b> 610 mm disc size		•			
	<b>8176</b>				•	
	<b>8176-1</b> 610 mm disc size				•	
	<b>8176-2</b> 711 mm disc size				•	
 <p><b>Brawny Reel Upgrade</b> Available for 1125 Series for 207 BAR (BX-) or 345 BAR (BH-) - 10 gauge plates welded into each disc to keep them from bowing. - Prevents deformation and eventual crushing of the drum that can be caused by hose pressure - The center drum has been thickened from 16 ga to 14 ga.</p>	Prefix model <b>BX-</b>	•				
	Prefix model <b>BH-</b>	•				
 <p><b>High Temperature Drag Brake</b> For 13 mm models</p>	<b>7429-1-4</b>	•				
	<b>High Temperature Drag Brake</b> For 19 mm models	<b>7429-1-5</b>	•			
 <p><b>Wand Holder</b> - Lightweight aluminum construction with black CPC™ powder finish. - 610 mm long with a 41 mm diameter, ideal to store pressure washing guns and other spraying devices. - Left, right, front and rear sides mount configuration.</p>	<b>15735</b>	•				

### GARDEN HOSE KIT

	PART NO.	AVAILABLE ON
		12 mm Plumbing On Any Reel
 <p><b>Garden Hose Kit</b> You are able to connect any hose to a reel with 13 mm plumbing. You will be able to use any garden hose for everything from watering plants to washing your car. Kit includes: NPT to garden hose adaptor &amp; adaptor hose.</p>	<b>15717</b>	•

